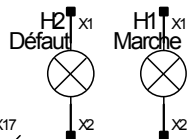
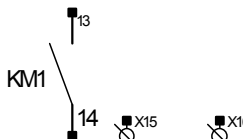
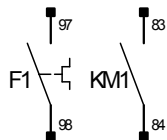



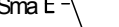
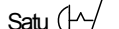
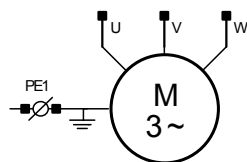
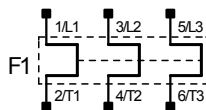
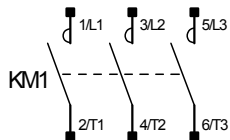
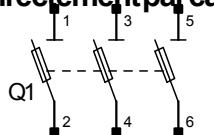


Alimentation 24V alternatif - 50Hz



**Attention!!!! Alimentation 400V alternatif
Directement par câble et prise P17**



Câblage:

- 1. Puissance 1,5 mm² souple noir et vert/jaune.
- 1. Commande 0,75 mm² souple rouge et blanc.

Détail des borniers de puissance et de commande

PUISSANCE					COMMANDE							
U1	V1	W1	PE1		X10	X11	X12	X13	X14	X15	X16	X17

Détail des implantations platine et boîte

IMPLANTATION PLATINE

IMPLANTATION BOÎTE à BOUTONS

